

WICCA
LITTLE BOOK
OF SPELLS



LISA CHAMBERLAIN

WICCA

LITTLE BOOK OF SPELLS

BY LISA CHAMBERLAIN

Little Book of Spells—Copyright © 2015 by L. Chamberlain.

All rights reserved. No part of this book may be reproduced in any form without permission in writing from the author. Reviewers may quote brief passages in reviews.

Disclaimer

No part of this publication may be reproduced or transmitted in any form or by any means, mechanical or electronic, including photocopying or recording, or by any information storage and retrieval system, or transmitted by email without permission in writing from the publisher.

While all attempts have been made to verify the information provided in this publication, neither the author nor the publisher assumes any responsibility for errors, omissions, or contrary interpretations of the subject matter herein.

This book is for entertainment purposes only. The views expressed are those of the author alone, and should not be taken as expert instruction or commands. The reader is responsible for his or her own actions.

Adherence to all applicable laws and regulations, including international, federal, state, and local governing professional licensing, business practices, advertising, and all other aspects of doing business in the US, Canada, or any other jurisdiction is the sole responsibility of the purchaser or reader.

Neither the author nor the publisher assumes any responsibility or liability whatsoever on the behalf of the purchaser or reader of these materials.

Any perceived slight of any individual or organization is purely unintentional.

CONTENTS

Introduction

1. Clearing a Space of Negative Energy
2. Charging a Space with Magical Energy
3. Invocation Spell
4. Magical Kitchen Talisman
5. Full Moon Psychic Bath
6. Spell of Protection from Negative People
7. Attracting Money
8. Lucky Employment Spell
9. Attracting Love
10. Improving Overall Health

Would you like a free version of my book/s?

Other Books by Lisa Chamberlain

INTRODUCTION

There are literally hundreds of thousands of spells in the world.

Some are old, passed down from generation to generation through particular traditions, perhaps from memory, or through a treasured Book of Shadows. Others are of more modern origin, often developed through trial and error by eclectic Wiccans and other Witches for their own particular style of magic. Still others might be invented on the fly as the need arises.

Spells can be elaborate or very simple, can use many physical ingredients or none at all, and can be performed on their own or as part of a larger Wiccan celebration.

Many spells are focused on manifesting material results, but those aimed at developing spiritually are considered to be equally important, and they help strengthen one's magical abilities overall. This short collection includes spells of both kinds.

Many practitioners of magic believe that creating your own spells is ultimately the most potent way to manifest what you desire. For newcomers to the Craft, however, it is often best to start by using existing spells, as over time you learn what works best for you.

Whether you follow these spells exactly as written, or put your own "twist" on them. And, if you want more help getting started on your journey, at the end of the book, you'll be able to download a [free audiobook](#) version of any of my books, giving you more ways to learn about Wicca. I also have over 20 beginner-friendly [Wiccan books](#) exclusively available from Amazon.

Best of luck to you, and Blessed Be!

1. Clearing a Space of Negative Energy

This spell is good to work before performing any other magic in your home.

While it's not necessary to clear your space before every single spell, you should definitely do this before the first spell, and then periodically throughout the year. If it's been several weeks or more since you last cleared your space, then it's a good idea to repeat this spell. Likewise, if you or anyone else you live with has been dealing with a hardship recently, clear your space before working any spells to improve the situation.

As you develop your relationship with magic, you will learn to get a sense for when space clearing is necessary, based on how the atmosphere feels.

You will need:

- Dried juniper needles tied with thread or string*
- Matches**
- Ceramic or clay bowl filled with soil

Instructions:

Before you begin, open a window at least an inch in order for the negative energy to have a place to go once it's been banished from the space.

Spend a few minutes clearing your mind of any mundane thoughts. Take a few deep breaths. When you're ready, strike a match and light the juniper bundle, and stand facing North.

Say: With this juniper, I banish all negative energy from this space, and welcome in only positive light.

Wave the burning juniper bundle in small circles to fan the smoke.

Turn to the East, repeat the words, and continue to wave the bundle. Turn to the South and repeat again. Finally, turn to the West and repeat once more.

Turn again to the North, and place the bundle, burning side down, into the bowl of soil to extinguish it. Discard the bundle, preferably by burying it outdoors. You may close the window after a few minutes, or until you sense that the negative energy has fully departed.

**Be sure to leave enough room at the end of the bundle (below the string) for your fingers to hold it without being burned.*

***If you don't have matches, a lighter will work just as well, but matches are preferable for most magical purposes.*

2. Charging a Space with Magical Energy

This spell can be used to enhance the atmosphere of your magical space before working other magic, but is also good for creating a more harmonious living space in your everyday life.

For best results, first clear the space of any unwanted energy, using the spell outlined above, and then work this spell, either immediately afterward or within a few days.

You will need:

- 1 teaspoon of dried rosemary (protection, purification)
- 1 teaspoon of dried thyme (psychic knowledge)
- 1 teaspoon of powdered cinnamon (spirituality and power)
- 1 tablespoon of olive oil
- 1 black spell candle (in a candlestick)
- Matches

Instructions:

Combine the herbs together in a small cup or bowl. Add the olive oil and stir into a paste.

Sit in the middle of the space to be charged, in front of your altar (if you have one) or another flat surface where you can place the candle. Anoint the candle with the olive oil using your fingertips, starting in the middle and working your way to the bottom, then returning to the middle to work your way up to the top.

Close your eyes and visualize your space being filled with powerful white light. When you have a solid image of this light in your third eye, say: *Let the magical power of light fill this space, for the good of all and harm to none. So let it be.*

Light the candle and let it burn out on its own. You may work other spells while the candle is still burning.

3. Invocation Spell

This invocation can be used as a regular part of magical ritual, for a specific magical purpose, or simply in times of crisis for spiritual support. It can be used to call on your guardian angels or spirit guides, the God and/or the Goddess, or individual aspects of the God and Goddess that you have an established connection with.

It's important to remember that you are not compelling the spirit, but asking it to appear. If you sense that the spirit has not appeared after using this invocation, it could be that now is not the ideal time for you to be doing this particular work, or that your motives for invoking the spirit are not entirely benevolent and sincere.

Avoid invoking any spiritual entity "just for fun," since taking advantage of your connection with it can ultimately dilute the strength of the connection.

Instructions:

Close your eyes, clear your mind, and say:

Through the power of all that is good in the Universe, I ask [name of spirit] to join me in my magical work. [Name of spirit], benevolent and divine, meet me in this place and time.

Be sure to thank the spirit when you are ready for it to go – though it may very well leave of its own accord. Even if this happens, be sure to express gratitude for the spirit's visit!

4. Magical Kitchen Talisman

Although the kitchen is considered an ideal place for the Witch to work magic, not everyone feels at home when it comes to cooking. Especially for those with busy lifestyles, the kitchen can inadvertently become a stressful place. If you're not enjoying your meals at home, are just learning how to cook, dislike cooking, or have any negativity associated with meal time, magic can make a wonderful difference.

This talisman balances the energy associated with the modern "hearth" and promotes a relaxed, nourishing environment where food can be lovingly prepared and enjoyed.

For best results, first clear the space of any unwanted energy, using the spell outlined above, and then work this spell, either immediately afterward or within a few days.

You will need:

- 1 very small jar (like an old spice jar – ideally holding no more than ¼ cup) with a well-fitting lid
- 1 whole star anise (consecration, purification, luck)
- 2 teaspoons dried rosemary (mental agility)
- 1 bay leaf (good fortune, success)
- 9 dried pinto beans (opening channels, creating action and movement)
- 1 small amethyst stone*
- Earth candle (green or brown)
- Fire candle (red or orange)
- Matches

**If you can't find amethyst, you can use a small rock or pebble that is pleasing to you, ideally one you've found in a beautiful natural setting. No matter what you use, be sure to energetically cleanse and charge the stone before creating the talisman.*

Instructions:

Light the candles, acknowledging the power of the Element that each represents as it relates to food and food preparation in the home.

When lighting the Earth candle, you might say *I thank the Earth for nourishing abundance.*

When lighting the Fire candle, you can say *I thank the Fire for nourishing transformation.*

Place the beans in the jar & say *I open the space for creativity and joy in my kitchen.*

Add the star anise to the jar & say *my magical power shines in my kitchen.*

Add the rosemary to the jar & say *I create with confidence in my kitchen.*

Then, write your name on the bay leaf and place it in the jar.

Hold the amethyst (or other stone) in your hands and say *all negativity is banished from my kitchen*, then place in the jar.

Hold the jar in both hands and say *for the good of all, with harm to none, so let it be*.

Close with the lid & tie the ribbon around the jar. Place the jar between the two candles and say *by the light of this sacred fire, this instrument of magic is blessed*.

Leave the jar there for a few moments, reflecting quietly in gratitude for the bounty of the Earth, and for Nature's infinite creativity.

Keep the jar in a prominent place in your kitchen where you will see it often. You may want to hold it in your hands for a moment or two before beginning preparations for a meal.

5. Full Moon Psychic Bath

Spending some time with the Full Moon in a ritual bath clears out the “noise” of a busy day and allows for reconnection with your magical self. This is particularly helpful to do before working any other Full Moon magic, as it will help you attune to the psychic energies of this special time.

You will need:

- 1 cup of sea salt
- ½ cup of baking soda
- ¼ cup of calendula flowers
- ¼ cup of yarrow (helps with psychic abilities in ritual bath)
- ¼ cup of mugwort*
- Lavender oil
- 1 tea light in a votive holder (or other candle that can be set on or near the tub)

Instructions:

Mix salt and herbs together in a bowl** then add the mixture slowly to running bathwater.

Sprinkle 3 to 5 drops of the oil over the length of the tub. Light the candle and turn off all electric lighting, if possible, before immersing yourself in the water.

Relax & allow your mind to wander, slowly opening into new psychic space. Stay in the tub for at least 20 minutes, ideally until the water has started to get cold.

** **Warning:** Mugwort should be avoided by pregnant women and those hoping to become pregnant.*

***You can divide this recipe up for more than one bath, according to your preference.*

6. Spell of Protection from Negative People

When there's someone in your life who you find it difficult to be around but can't avoid, this two-part spell can help ease the psychic and emotional burden.

You will need:

- A black candle
- A pinch of vervain – preferably the flowering heads
- A piece of black tourmaline or other black stone
- A bowl of sea salt

Instructions:

Part One:

Scatter the petals around the candle.

Light the candle and say *I release any and all negativity from the unhappy person (or people) in my life.*

Hold the stone in your dominant hand and visualize all negative energy in yourself from that person (or people) being drawn into the stone. When you feel cleared of all negativity, bury the stone in the salt.

Part Two:

Make a circle with your thumb and index finger.*

Close your eyes and take a few deep breaths, visualizing yourself enclosed in a sphere of white light, protected from any unwanted energy emitted by other people. Hold this image as you focus your attention on the circle your hand is making.

Practice this until you create an automatic association between the gesture and the feeling of ease and well-being.

Whether you use this spell for help with a particular person, or people in general, remember to use the gesture the next time you find yourself in the proximity of negative energy from others.

**You may find that a different hand gesture works better for you. For best results, make it something you can do discreetly in the presence of others so you don't draw attention to yourself as you shield from the negativity.*

7. Attracting Money

This spell is good for bringing in cash from unexpected sources, and makes for a nice, simple way to get started practicing magic.

While performing the spell, it's important that you behave as if you have already received the money. Feel the gratitude and excitement that comes with discovering unexpected money, and channel this energy into the magical work.

You will need:

- Patchouli oil
- Basil leaves (fresh or dried)
- Green candle

Instructions:

Inscribe your name on the candle along with a symbol of money – a dollar sign, for example, or a rune associated with wealth.

Anoint the candle with the patchouli oil and lay out a circle of basil leaves around it.

Repeat the following words three times: *By the power of three, bring money to me.*

Light the candle, and allow to burn out on its own.

8. Lucky Employment Spell

Help counteract the anxiety around looking for work while vastly increasing your chances of success at the same time. This spell is best done on a Sunday or Thursday when the moon is waxing to full.

You will need:

- 1 green or gold 7-day candle
- Incense (frankincense and/or sandalwood)
- Pen/pencil
- Piece of paper

Instructions:

Light the incense, and spend a few moments visualizing yourself in a job you enjoy. Even if you don't know particularly what kind of job you'd like best and have to remain fairly open, you can still develop and strengthen the feeling of secure employment that gives you positive energy.

Write down some benefits you look forward to reaping from your new work. Perhaps you'd like to put a down payment on a house, further your professional advancement, or simply catch up on past-due bills.

Be sure to write these as positive, present-tense statements, such as "I can now afford to upgrade my wardrobe" or "I work with exciting, positive, talented people."

Brainstorm these wonderful new circumstances for as long as you like, until you have a strong feeling of enthusiasm about landing the job. Then fold the paper into a triangle no bigger than a few inches.

Light the candle, saying *The perfect job has found me, for the good of all and harm to none. Blessed Be.*

Leave the candle to burn out safely on its own (usually for up to seven days). Bury the paper in your yard or in a potted plant.

Once you land the job, unearth it, give thanks, tear it into small pieces and recycle it. If you land the job before the candle burns all the way down, snuff it out carefully and thank the Universe for the rapid response.

9. Attracting Love

Singles can increase the favorable energy for meeting new love interests with this romantic spell. Best performed on a Friday.

You will need:

- 1 red candle
- Flower petals (rose petals are ideal, but any flower petal, fresh or dried, will do)
- Jasmine oil, diluted with carrier oil for use on skin
- 1 piece of garnet, rose quartz, moonstone, or sapphire
- Hibiscus tea

Instructions:

First, prepare the tea. Be sure to cover while steeping as you proceed with the spell.

Put a few drops of the oil on the pulse points on your wrists collar bone, and temples, and then anoint the candle. Place the stone next to the candle, and create a triangle around the two with the flower petals so that the candle and stone are at the triangle's center.

Concentrate on the thrilling feeling of discovering new love.

When you feel ready, say *I bring bright love into my life, for the good of all and harm to none.* Light the candle, and say *So let it be.**

Drink the hibiscus tea, and let the candle burn out on its own. Carry the stone with you when you go out.

**If you work with deities, this is a good spell to invoke the help of the Goddess, and/or a particular aspect of the Goddess associated with love, such as Aphrodite (Greek) or Aine (Irish). You can use the invocation provided above, or create your own. Do this before lighting the candle.*

10. Improving Overall Health

This spell draws on the healing energies of the sun (or moon), as well as the innate healing powers of the human body.

You will need:

- Quartz crystal (cleared of all negative energy and charged for healing)
- A window or a private place to sit outside

Instructions:

This spell is usually more powerful when performed in bright sunlight, but moonlight can be beneficial as well. Whichever you choose, sit comfortably at the window or outdoors, in a cross-legged "meditating" position if possible.

Hold the crystal firmly between your palms. Say the following words (or use your own):

I am made of All That Is

I am made whole by the Light

Through the power of Earth, Air, Fire and Water

I am healed and strengthened by the Light of All That Is

For added potency, repeat the words just before going to bed.

*Note: this spell should **never** be viewed as an alternative to seeking appropriate care for a medical condition. Like any magic, it won't work if there is something you need to do on your end to bring about the desired result.*

Free Audiobook Promotion

If you are looking to take the next step on your journey, but aren't sure what to do next, why not take advantage of a free audiobook version of any of my books. It gives you a new way to consume content, whether on your morning commute, or while doing house chores.


All you need to do is sign up for a free 30-day trial with Audible, available via Amazon. Members receive free audiobooks every month, as well as exclusive discounts. And, if you don't want to continue with Audible, just remember to cancel your membership. You won't be charged a cent, and you'll get to keep your books!

To download this or any of my 20+ books on Wicca and related topics, simply click the following link or visit:


www.wiccaliving.com/free-audiobook

Happy listening!


Other Books by Lisa Chamberlain




[Wicca for Beginners: A Guide to Wiccan Beliefs, Rituals, Magic, and Witchcraft](#)




[Wicca Herbal Magic: A Beginner's Guide to Practicing Wiccan Herbal Magic, with Simple Herb Spells](#)




[Wicca Book of Spells: A Book of Shadows for Wiccans, Witches, and Other Practitioners of Magic](#)




[Wicca Book of Herbal Spells: A Book of Shadows for Wiccans, Witches, and Other Practitioners of Herbal Magic](#)




[Wicca Book of Crystal Spells: A Book of Shadows for Wiccans, Witches, and Other Practitioners of Crystal Magic](#)



[Wicca Book of Candle Spells: A Book of Shadows for Wiccans, Witches, and Other Practitioners of Candle Magic](#)




[Wicca Candle Magic: A Beginner's Guide to Practicing Wiccan Candle Magic, with Simple Candle Spells](#)



[Wicca Crystal Magic: A Beginner's Guide to Practicing Wiccan Crystal Magic, with Simple Crystal Spells](#)




[Wicca Moon Magic: A Wiccan's Guide and Grimoire for Working Magic with Lunar Energies](#)




[Wicca Kitchen Witchery: A Beginner's Guide to Magical Cooking, with Simple Spells and Recipes](#)




[Wicca Essential Oils Magic: A Beginner's Guide to Working with Magical Oils, with Simple Recipes and Spells](#)




[Tarot for Beginners: A Guide to Psychic Tarot Reading, Real Tarot Card Meanings, and Simple Tarot Spreads](#)




[Runes for Beginners: A Guide to Reading Runes in Divination, Rune Magic, and the Meaning of the Elder Futhark Runes](#)




[Wicca Magical Deities: A Guide to the Wiccan God and Goddess, and Choosing a Deity to Work Magic With](#)




[Wicca Wheel of the Year Magic: A Beginner's Guide to the Sabbats, with History, Symbolism, Celebration Ideas, and Dedicated Sabbat Spells](#)




[Wicca Elemental Magic: A Guide to the Elements, Witchcraft, and Magical Spells](#)




[Wicca Living a Magical Life: A Guide to Initiation and Navigating Your Journey in the Craft](#)




[Magic and the Law of Attraction: A Witch's Guide to the Magic of Intention, Raising Your Frequency, and Building Your Reality](#)



[Wicca Altar and Tools: A Beginner's Guide to Wiccan Altars, Tools for Spellwork, and Casting the Circle](#)



[Wicca Finding Your Path: A Beginner's Guide to Wiccan Traditions, Solitary Practitioners, Eclectic Witches, Covens, and Circles](#)



[Wicca Book of Shadows: A Beginner's Guide to Keeping Your Own Book of Shadows and the History of Grimoires](#)



[Modern Witchcraft and Magic for Beginners: A Guide to Traditional and Contemporary Paths, with Magical Techniques for the Beginner Witch](#)